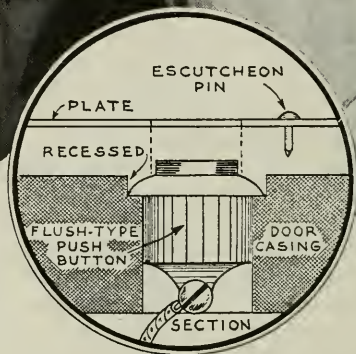




Decorative Plates Dress Up Doorbell Buttons



If you have a flush-type doorbell push button which guests find hard to locate, especially in the dark, an ornamental cut-out placed around it will overcome the trouble and add a novel touch to the doorway. Several designs of cutouts for this purpose are shown here as suggestions, or you can make one to suit your own fancy. You can use just one piece of metal, or you can obtain contrast by mounting the cut-out on a plate of different metal, as for in-

stance aluminum or brass over copper or iron painted black. Simple silhouettes in hammered iron, painted black, are very effective against light-colored surfaces. The work can be done with a hand coping saw or on a power scroll saw. All edges and corners of the plate are carefully rounded with a file before starting on the paint job, or in the case of brass or copper, you polish the metal first and then apply a coat of clear lacquer.